

TECHNICAL SPECIFICATIONS

	PARAMETERS	MEASUREMENTS
BODY DIMENSIONS	Length	2046 mm
	Width	737 mm
	Height	1116 mm
	Wheel Base	1285 mm
	Ground Clearance	162 mm
	Kerb Weight	Disc 114 kg, Drum 114 kg
	Seat Height	791 mm
	Fuel Tank Capacity	10.5 L
ENGINE	Type	4 Stroke, SI, BS-VI Engine
	Displacement	123.94cc
	Max Engine Output	7.9 kW @ 7500 rpm
	Max Torque	11 N-m @ 6000 rpm
	Fuel System	PGM- FI
	Bore X Stroke (mm)	50.0 X 63.1
	Compression Ratio	10±0.2
TRANSMISSION	Starting Method	Self/Kick
	Clutch Type	Multiplate Wet Clutch
TYRES & BRAKES	No. of Gears	5
	Tyre Size & Type (Front)	80/100-18 M/C 47P, Tubeless
	Tyre Size & Type (Rear)	80/100-18 M/C 54P, Tubeless
	Brake Type & Size (Front)	Disc- 240 mm, Drum- 130 mm
	Brake Type & Size (Rear)	Drum- 130 mm
FRAME & SUSPENSION	Frame Type	Diamond Type
	Front Suspension	Telescopic
	Rear Suspension	Hydraulic Type
ELECTRICALS	Battery	12V, 4.0Ah
	Head Lamp	Halogen Bulb, DC



MATTE STEEL BLACK METALLIC



MATTE SANGRIA RED METALLIC

BOOK ONLINE NOW!
www.honda2wheelersindia.com



+The technical specifications and design of the vehicle may vary according to the requirements and conditions without any notice • Shine meets Bharat Stage VI norms • Product shown in the picture may vary from actual product available in the market • Accessories shown in the picture are not part of standard equipment • *Ground clearance has increased by 5 mm and Wheelbase has been increased by 19 mm for Shine as compared to CB Shine BS IV

Honda Motorcycle & Scooter India Pvt. Ltd., Registered Office: Plot No. 1, Sector - 03, IMT Manesar, Distt. Gurugram, (Haryana) - 122050, India; **Website:** www.honda2wheelersindia.com; **Customer Care:** customercare@honda2wheelersindia.com



Shine

Celebrating One Crore Shine. Bolder Colours. Stylish Stripes.





Celebrate

COMFORT. TECHNOLOGY. FEELING.

Reaching a new milestone calls for a celebration, the all new Shine Celebration edition is here. One crore happy family members are now an integral part of Shine. Styled with elegant gold stripes that make it stand out from the rest, it is sure to make heads turn. Powered with the next-gen technology, it offers a comfortable ride and greatly reduces emissions for a better tomorrow.

CELEBRATION EDITION HIGHLIGHTS



Golden Honda Wing Emblem

The feeling of celebration is so great that Honda has adapted to the colour Golden for especially celebrating our customers.




Gold Front Visor

The front visor is designed with a speck of gold to enhance the exclusivity of this edition and bring out its style.



Celebration Edition Badge on Fuel Tank

The badge of celebration on the fuel tank is a constant reminder that we thank our customers for helping us achieve the 1 crore happy families milestone.



Dark Brown Seat

This edition takes style and elegance to the next level with an exclusive brown seat.



Premium Gold Stroke on Side Cover


The premium stroke of gold on the side cover gives Shine the exclusive celebratory look as it stands out from the crowd.

CELEBRATE TECHNOLOGY



eSP Technology

Honda's Enhanced Smart Power (eSP) technology maximizes performance and fuel-efficiency by reducing friction to give you the best riding experience.



Silent Start With ACG

Honda's unique ACG starter removes gear meshing noise and helps start the engine without a jolt.



Side Stand Engine Cut-off

When the side stand is put down with the vehicle in gear, the ignition is cut off. This adds to the safety as well.



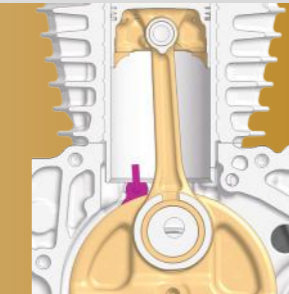
14%[^] More Mileage

A completely new engine powered by Honda's globally acclaimed eSP technology delivers 14%[^] more mileage.




Friction Reduction

The offset cylinder, roller rocker arm fitted with needle bearing reduces the frictional losses in the engine. The piston cooling jet improves the cooling efficiency and maintains optimum engine temperature.



CELEBRATE COMFORT & CONVENIENCE



5-speed Transmission

Enjoy a smooth and comfortable riding experience with 5-Speed Transmission.



DC Headlamp

The DC Headlamp gives consistent illumination while riding.



Engine Start/Stop Switch

Start and stop your bike with just the flick of a switch anytime, anywhere. Enjoy enhanced convenience.



Integrated Headlamp Beam & Passing Switch

Smart Single Switch for passing signal and low/high beams.



Seal Chain

Seal Chain is low on maintenance and high on durability for a hassle-free riding experience.




More Ground Clearance & Wheelbase

5 mm More Ground Clearance* gives immense confidence to pass through rough roads and potholes with ease. Stability on high speed is greatly enhanced with 19 mm increased wheelbase*.



CBS With Equalizer

The Combi-Brake System with Equalizer reduces braking distance, so you can ride with confidence.



5-Step Adjustable Suspension

Makes your ride comfortable with 5-Step Adjustable Rear Suspension on all road conditions.



3+3 Years Warranty Package

Get complete peace of mind with 6 years warranty package, comprising of 3 years standard and 3 years optional service warranty.

CELEBRATE GRAND STYLE



All New Aero Type Fuel Cap

The Aero type fuel cap has a premium matte finish that adds to the style and practicality of the new Shine.



All New Meter Design

The new meter design adds required freshness without disturbing the simplicity and sophistication of the new Shine. It also includes the side stand indicator with engine cut off that add to the safety of the rider, indicating when the stand is down.